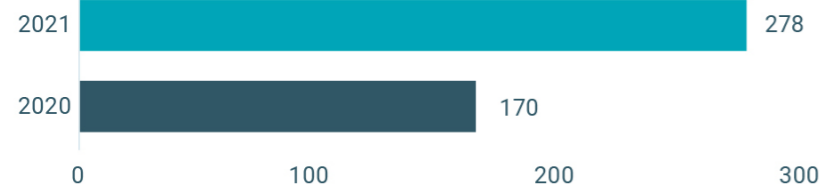


BC Technology Group FY2021 Annual Results Highlights

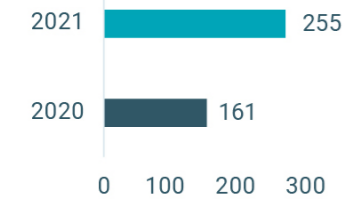
Strong Year-on-Year Growth in Revenues, Volumes and Client Activity

Rapid Revenue Growth Across All OSL Business Lines In FY2021

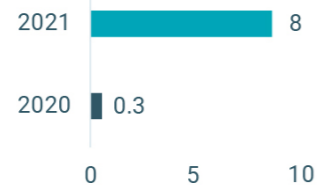
Total digital asset business revenue (HKD millions) **YoY +63%**



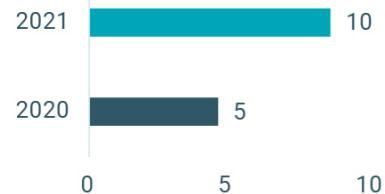
Prime brokerage revenue (HKD millions) **YoY +58%**



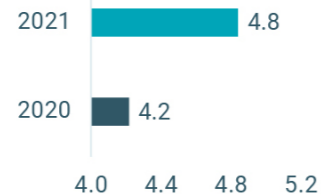
Exchange revenue (HKD millions)



Service fees from SaaS (HKD millions) **YoY +104%**

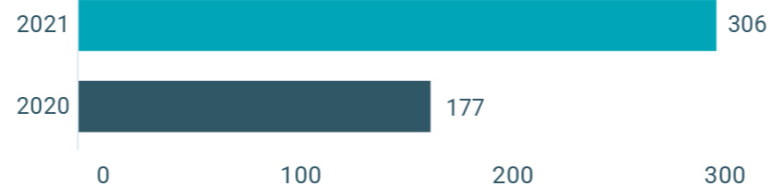


Revenue from custody and others (HKD millions) **YoY +15%**

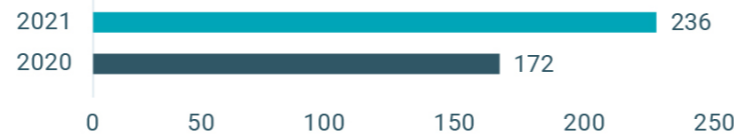


OSL Volumes Surged YoY

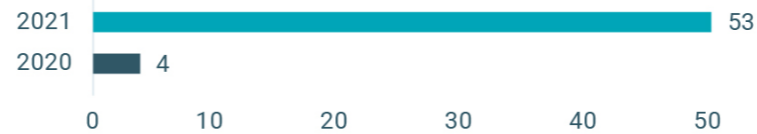
Total platform trading volume (HKD billions) **YoY +73%**



Brokerage trading volume (HKD billions) **YoY +37%**



Exchange trading volume (HKD billions)




SaaS trading volume (HKD billions)



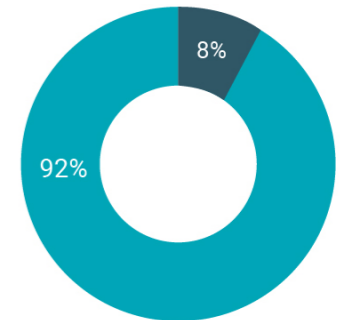
OSL Client Numbers and Assets on Platform Increased Significantly YoY

Active clients (thousands) **YoY +424%**

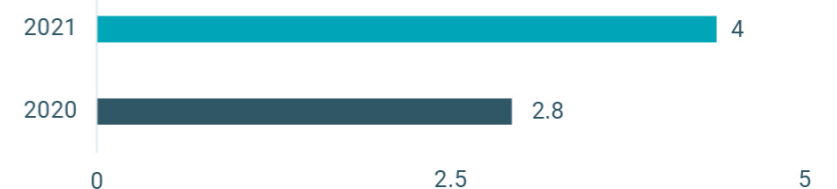


Client mix by trading volumes

■ HNWI's
■ Institutions



Asset on platform (HKD billions) **YoY +44%**



Two share placements totalling HKD1.24 billion in 2021

Capital invested in business growth and infrastructure buildout


Fundraising led by


Morgan Stanley  MACQUARIE


Top-tier firms participated

 Fidelity INTERNATIONAL  ROBECO The Investment Engineers  GIC

Capital invested in

 Operational excellence and platform efficiency

 Product development and token listings

 Growing OSL's presence in Singapore, the Americas & the UK

 Key new hires

OSL SaaS rapidly captured global market share with tier-1 financial services clients



Philippines



UK and Europe



Singapore



Mongolia



Latin America



OSL Prime Brokerage and Exchange businesses expanded at pace

Global growth



Key new accounts and partners



Coin universe expansion

